



Unflappable Messenger Bag MINI SIZE MODIFICATIONS by Dog Under My Desk

Purchase the original sized pattern here:
<https://www.dogundermydesk.com/collections/pdf-sewing-patterns/products/unflappable-messenger-bag>

Original finished size: 14" wide x 11" tall x 3.25" deep

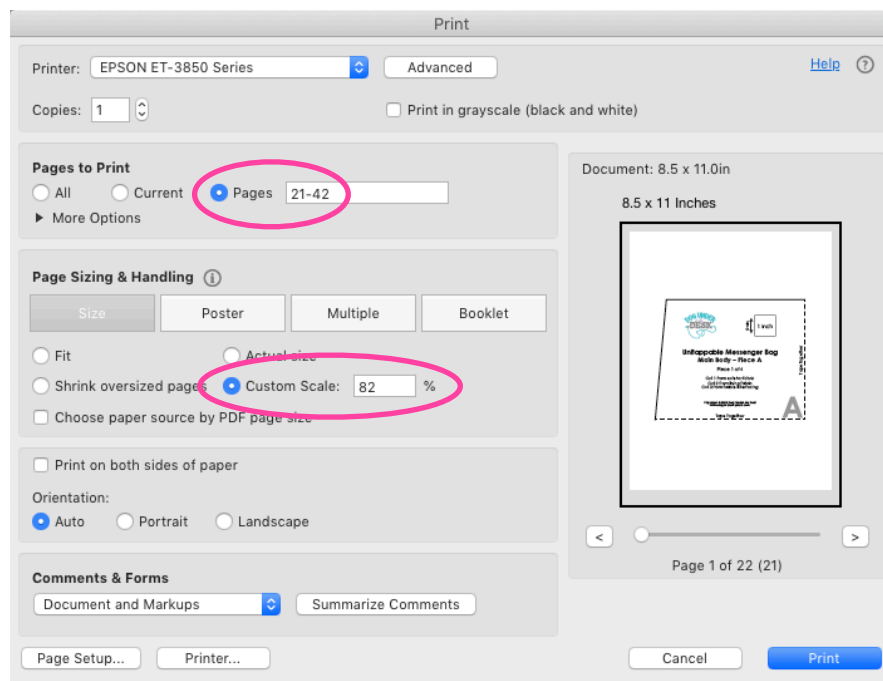
Mini finished size: 11.5" wide x 9" tall x 2.75" deep

#4.5 or #5 zipper sizes: 14", 14", 10"

Optional: 1.5" hardware (two rectangle rings and one strap adjuster/slider)

Mini Unflappable Messenger Bag suggested modifications:

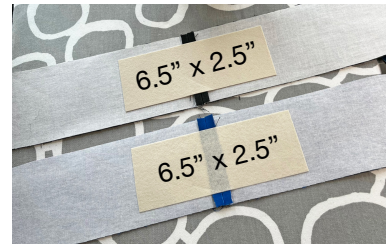
Print pattern pieces only on pages 21-42 at **82%**. (Skip the water bottle sleeve.)




Add 1/8" to the top of pattern pieces Lower Front (D) and Front Pocket Lining (F).



Add 1/8" to the width of pattern piece Bag Gusset (B). Cut stabilizer to 6.5" x 2.5".



Make pattern piece Zip Pocket Facing (J) 2" tall.



The Strap and Strap Tabs will need to be 1.5" wide finished.

For adjustable length Strap:

Cut Strap 6" wide x 54" tall

Cut Strap interfacing 3" wide x 54" tall

Cut Strap Tabs to 3" wide x 6" tall

Cut Strap Tab interfacing to 1.5" wide x 3" tall

For fixed length Strap:

Cut Strap 6" wide x 49" tall

Cut Strap interfacing 3" wide x 49" tall

Draw the line on the back of the Front Pocket (E) piece 2.25" down from the top.



The zippered pocket window will be 8" wide x 1/2" tall, with the top of the window 2.5" down from the top of the lining Main Body (A) piece.

